

CNEC Lau Wing Sang Secondary School
Language Across Curriculum (S1-2)
From Home Economics to Science English

Name: _____ () Class: _____

Direction: This self-learning exercise is optional for student extended learning. Please watch the video below and study the English vocabulary. You may submit to your Home Economics or Science teachers.

Online learning:

Real English Cooking Vocabulary <https://youtu.be/Zehf6aCBlqY>

Level 1 Study the verbs below.


COOKING IS FUN!



Recipe for Minced Pie

Mince the beef. **Peel** the potatoes and **boil** until they are cooked. **Mash** them with butter adding some milk. **Chop** the onion and carrot. **Fry** the meat and vegetables, then **stir** them in the flour and cook a bit more.

Add the broth, salt and pepper and let it all cook slowly for 15 minutes. Then put it in the baking form and cover with the mashed potatoes. **Bake** it in the hot oven for 40 minutes.



Have a nice meal!



to mince



to peel



to boil



to mash



to chop



to fry



to stir



to add

















to bake

How we make a French Omelette?

1. Match the words with the pictures:

NOUNS:
*Spoon, eggs,
 frying pan,
 omelette, onion,
 fork, olive oil,
 salt, bowl.*

VERBS:
*Heat
 Beat
 Pour
 Chop
 Mix*

<p>1</p> 	<p>8</p> 
<p>2</p> 	<p>9</p> 
<p>3</p> 	<p>10</p>  <p>(verb)</p>
<p>4</p> 	<p>11</p>  <p>(verb)</p>
<p>5</p> 	<p>12</p>  <p>(verb)</p>
<p>6</p> 	<p>13</p>  <p>(verb)</p>
<p>7</p> 	<p>14</p>  <p>(verb)</p>

Level 2

Step 1- Look at the pictures of the ingredients and complete the 'You need' box. (7 marks)

Step 2- Read the recipe and match the instructions with the pictures. (7 marks)

YOGHURT CAKE RECIPE

Look at the pictures of the ingredients and complete the "You need" box.

a. 1 plain *yoghurt*

b. 2 yoghurt pots of _____

c. 3 yoghurt pots of _____

d. ½ yoghurt pot of _____

e. 3 _____

f. 1 sachet of _____

g. 1 pinch of _____

h. grated _____ peel



Read the recipe and match the instructions with the pictures.


- 1 PREHEAT the oven to 180 ° C
- 2 CRACK the three eggs into a bowl. MIX with an electric mixer.
- 3 ADD the sugar and the plain yoghurt. MIX again with the electric mixer.
- 4 ADD the rest of the ingredients; flour, oil, pinch of salt, baking powder and grated lemon peel. MIX again.
- 5 POUR it into a baking pan.
- 6 PUT inside the oven.
- 7 BAKE it for 45 minutes. Don't open the oven while baking



ISLCollective.com

Level 3 Let's shift our learning focus from cooking verbs to science verbs.

IMPERATIVE VERBS



Imperative verbs (or bossy verbs) are words that tell people what to do. We use them a lot in our instructions:

Click the button. **Open** the box.

Mix the ingredients. **Cook** for 25 minutes.

Fold the paper. **Stick** the pieces together.

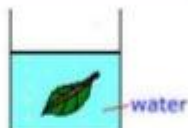
www.teachingpacks.co.uk

© Teaching Packs Ltd
www.teachingpacks.co.uk

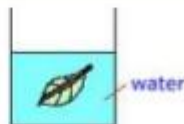
Task 1: Underline the imperative verbs in the following steps. (4 marks)

4 steps in testing a leaf for starch

1 Dip leaf in boiling water for 30 seconds.



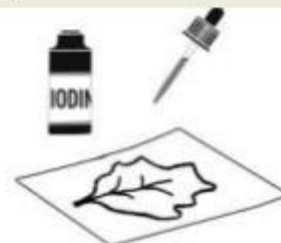
3 Dip leaf in boiling water.



2 Boil leaf in alcohol.



4 Spread leaf on a white tile and place iodine solution on the leaf.



Task 2: Search **two** examples with imperative verbs from your Science textbook. (*Hint: procedures*)

(2 marks)

Task 3: Complete the following questions. (5 marks)

Imperative Verbs

Imperative verbs are also known as 'bossy verbs'- they tell people what to do! e.g. **close** the door; **empty** the bin; **eat** your dinner!

TASK ONE: Look at the words below- colour in the words that could be used as imperative verbs.

*Remember! A verb is a **doing** word!*

shut	chair	fold	open	night
sad	mix	put	first	pillow

TASK TWO: Look at the sentences below; and think of some imperative verbs that you could put at the beginning in order to make an instruction.

1. _____ right at the traffic lights.
2. _____ the juice into the glass.
3. _____ the kettle in before you use it.
4. _____ on the television please.
5. _____ the window; it's very cold.



Imperative verbs give instructions- they tell people what they do!


When do you think you will need to use imperative verbs?

Task 4: Complete the following steps of recipe. (5 marks)


Print


How to make a jam sandwich


What you need:





What to do:

 Step 1:

 Step 2:

 Step 3:

 Step 4:

 Step 5:

**cut and place next to each step

Spread butter on the bread.

Place another slice of bread on top.

Eat!

Cut into quarters .

Spread jam on the bread.

Extended Learning in vocabulary

Check dictionary for understanding the meaning and example of using the cooking verbs below.

Cooking Verbs



Strain Measure
Grate Grill
Pinch Sprinkle
Add Peel
Broil Whip
Chop Squeeze
Cut Roll out
Dip Crush
Fry Level
Bread Slice
Boil Bake
Stir Blend
Spread Serve
Layer Scramble
Taste Melt
Carve Pour
Knead Simmer
Dice Stir
Prepare Baste

Mix
Whisk
Saute
Chop
Barbecue
Roast
Weigh
Store
Microwave
Flip

www.englishgrammarhere.com

Extended Learning in Scientific Investigation

How to Conduct a Science Experiment

<https://www.wikihow.com/Conduct-a-Science-Experiment>

How to Make Mold Grow on Bread

<https://www.wikihow.com/Make-Mold-Grow-on-Bread>



Source: <https://www.boredpanda.com/school-dirty-hands-moldy-bread-experiment/>

Don't do it at home! Be aware of hygiene and safety in this period! >_<